UNIVERSITY OF CAMBRIDGE INTERNATIONAL EXAMINATIONS
General Certificate of Education
Advanced Subsidiary Level and Advanced Level

CANDIDATE NAME									
CENTRE NUMBER						CANDIDATE NUMBER				

1565076543

CHEMISTRY **9701/21**

Paper 2 Structured Questions AS Core **May/June 2010**

1 hour 15 minutes

Candidates answer on the Question Paper.

Additional Materials: Data Booklet

READ THESE INSTRUCTIONS FIRST

Write your name, Centre number and candidate number on all the work you hand in.
Write in dark blue or black pen.
You may use a pencil for any diagrams, graphs, or rough working.
Do not use staples, paper clips, highlighters, glue or correction fluid.
DO **NOT** WRITE ON ANY BARCODES.

Answer **all** questions.
You may lose marks if you do not show your working or if you do not use appropriate units.
A Data Booklet is provided.

The number of marks is given in brackets [ ] at the end of each question or part question.
At the end of the examination, fasten all your work securely together.

For Examiner's Use	
1	
2	
3	
4	
5	
Total	

This document consists of **11** printed pages and **1** blank page.

© UCLES 2010

Answer **all** the questions in the spaces provided.

For Examiner's Use

1 Elements and compounds which have small molecules usually exist as gases or liquids.

(a) Chlorine, Cl_2, is a gas at room temperature whereas bromine, Br_2, is a liquid under the same conditions.

Explain these observations.

.....

.....

..... [2]

(b) The gases nitrogen, N_2, and carbon monoxide, CO, are isoelectronic, that is they have the same number of electrons in their molecules.

Suggest why N_2 has a lower boiling point than CO.

.....

.....

..... [2]

(c) A 'dot-and-cross' diagram of a CO molecule is shown below. Only electrons from outer shells are represented.

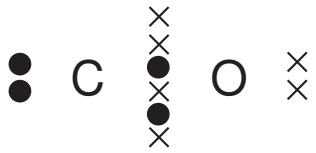

In the table below, there are three copies of this structure.
On the structures, draw a circle round a pair of electrons that is associated with **each** of the following.

(i) a co-ordinate bond	**(ii)** a covalent bond	**(iii)** a lone pair
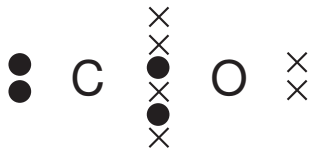	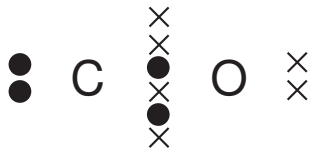	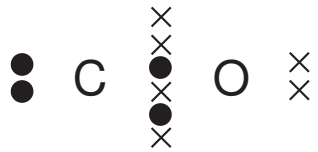

[3]

For Examiner's Use

(d) Hydrogen cyanide, HCN, is a gas which is also isoelectronic with N_2 and with CO. Each molecule contains a strong triple bond with the following bond energies.

bond	bond energy / kJ mol^{-1}
–C≡N in HCN	890
N≡N	994
C≡O	1078

Although each compound contains the same number of electrons and a strong triple bond in its molecule, CO and HCN are both very reactive whereas N_2 is not.

Suggest a reason for this.

.....

..... [1]

(e) HCN reacts with ethanal, CH_3CHO.

(i) Give the **displayed formula** of the organic product formed.

(ii) What type of reaction is this?

.....

(iii) Draw the mechanism of this reaction. You should show all full and partial charges and represent the movement of electron pairs by curly arrows.

[5]

[Total: 13]

© UCLES 2010

[Turn over

For Examiner's Use

2 The diagram below shows, for a given temperature T, a Boltzmann distribution of the kinetic energy of the molecules of a mixture of two gases that will react together, such as nitrogen and hydrogen.
The activation energy for the reaction, E_a, is marked.

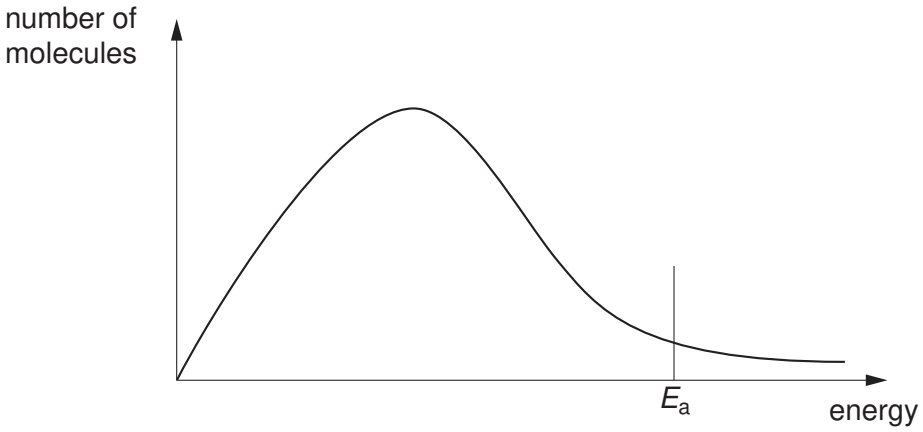

(a) On the graph above,

(i) draw a new distribution curve, **clearly labelled T′**, for the same mixture of gases at a higher temperature, **T′**;

(ii) **mark clearly, as H**, the position of the activation energy of the reaction at the higher temperature, **T′**.

[3]

(b) Explain the meaning of the term *activation energy*.

.....

.....

.....

..... [2]

© UCLES 2010

The reaction between nitrogen and hydrogen to produce ammonia in the Haber process is an example of a large-scale gaseous reaction that is catalysed.

For Examiner's Use

(c) (i) State the catalyst used and give the operating temperature and pressure of the Haber process.

catalyst .....

temperature .....

pressure .....

(ii) **On the energy axis of the graph opposite**, mark the position, **clearly labelled C**, of the activation energy of the reaction when a catalyst is used.

(iii) Use your answer to **(ii)** to explain how the use of a catalyst results in reactions occurring at a faster rate.

.....

.....

.....

[3]

(d) Two reactions involving aqueous NaOH are given below.

$CH_3CHBrCH_3 + NaOH \longrightarrow CH_3CH(OH)CH_3 + NaBr$ **reaction 1**

$HCl + NaOH \longrightarrow NaCl + H_2O$ **reaction 2**

In order for **reaction 1** to occur, the reagents must be heated together for some time. On the other hand, **reaction 2** is almost instantaneous at room temperature.

Suggest brief explanations why the rates of these two reactions are very different.

reaction 1 .....

.....

.....

reaction 2 .....

.....

..... [4]

[Total: 12]

3 This question refers to the elements shown in the portion of the Periodic Table given below.

For Examiner's Use

							H										He
Li	Be											B	C	N	O	F	Ne
Na	Mg											Al	Si	P	S	Cl	Ar
K	Ca	Sc	Ti	V	Cr	Mn	Fe	Co	Ni	Cu	Zn	Ga	Ge	As	Se	Br	Kr

(a) From this table, identify in **each** case **one** element that has the property described. Give the **symbol** of the element in each case.

(i) The element that has a molecule which contains exactly eight atoms.

.....

(ii) The element that forms the largest cation.

.....

(iii) An element that floats on water and reacts with it.

.....

(iv) An element that reacts with water to give a solution that can behave as an oxidising agent.

.....

(v) An element whose nitrate gives a brown gas on thermal decomposition.

.....

[5]

© UCLES 2010

For Examiner's Use

(b) (i) Give the formula of the oxide of the most electronegative element.

.....

(ii) Several of these elements form more than one acidic oxide.
Give the formulae of **two** such oxides formed by the **same** element.

..... and .....

[3]

The formulae and melting points of the fluorides of the elements in Period 3, Na to Cl, are given in the table.

formula of fluoride	NaF	MgF_2	AlF_3	SiF_4	PF_5	SF_6	ClF_5
m.p./K	1268	990	1017	183	189	223	170

(c) (i) Suggest the formulae of **two** fluorides that could possibly be ionic.

.....

(ii) What is the shape of the SF_6 molecule?

.....

(iii) In the sequence of fluorides above, the oxidation number of the elements increases from NaF to SF_6 and then falls at ClF_5.
Attempts to make ClF_7 have failed but IF_7 has been prepared.
Suggest an explanation for the existence of IF_7 and for the non-existence of ClF_7.

.....

.....

.....

[4]

[Total: 12]

4 **(a)** Complete the following reaction scheme which starts with propene.
In **each empty** box, write the **structural formula** of the organic compound that would be formed.

For Examiner's Use

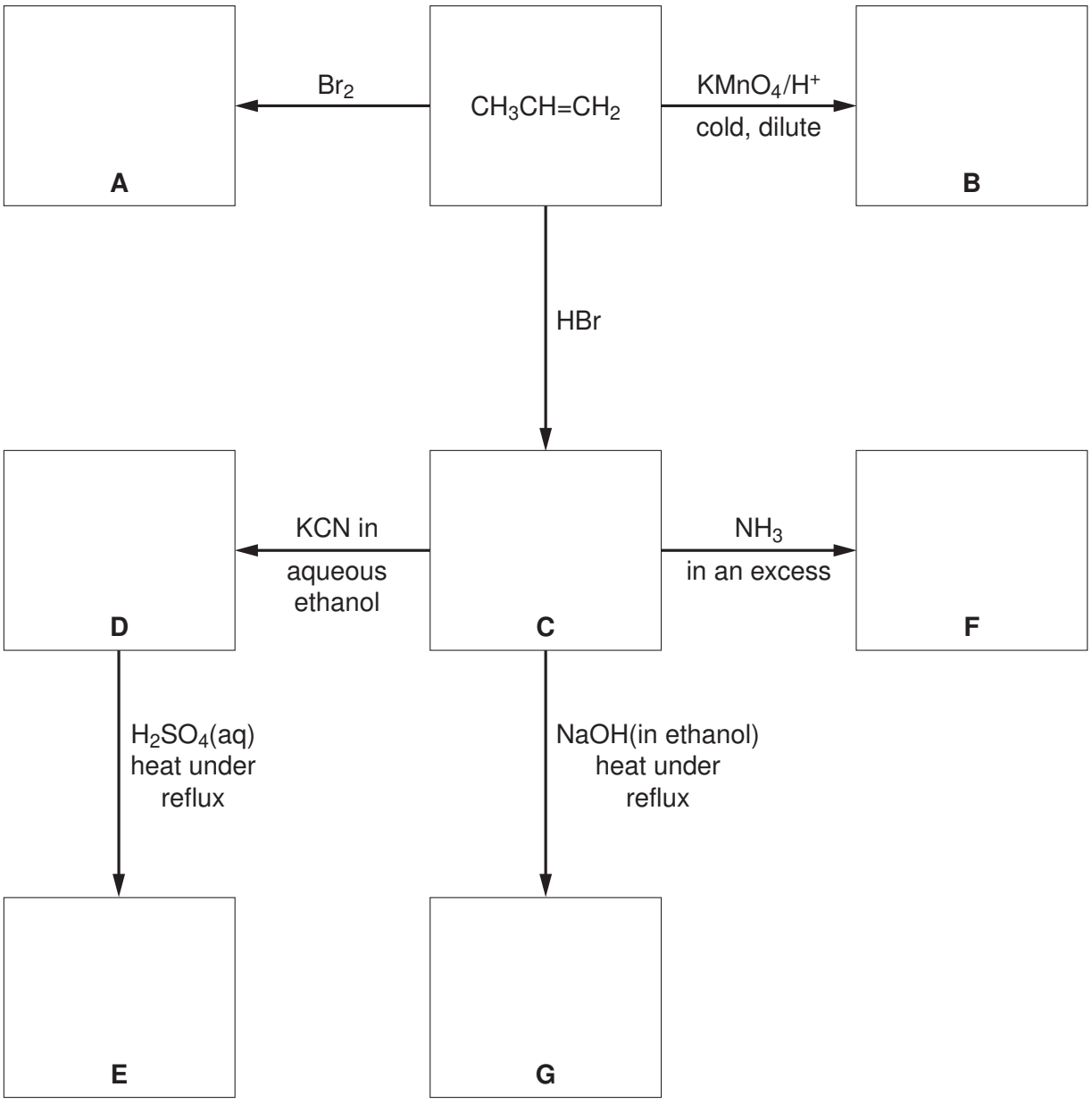

[7]

© UCLES 2010

(b) Under suitable conditions, compound **E** will react with compound **B**.

For Examiner's Use

(i) What functional group is produced in this reaction?

.....

(ii) How is this reaction carried out in a school or college laboratory?

.....

.....

[3]

[Total: 10]

For Examiner's Use

5 Isomerism occurs in many organic compounds. The two main forms of isomerism are structural isomerism and stereoisomerism. Many organic compounds that occur naturally have molecules that can show stereoisomerism, that is *cis-trans* or optical isomerism.

(a) (i) Explain what is meant by *structural isomerism*.

.....

.....

(ii) State **two** different features of molecules that can give rise to **stereoisomerism**.

.....

.....

[3]

Unripe fruit often contains polycarboxylic acids, that is acids with more than one carboxylic acid group in their molecule.

One of these acids is commonly known as tartaric acid, $HO_2CCH(OH)CH(OH)CO_2H$.

(b) Give the structural formula of the organic compound produced when tartaric acid is reacted with an excess of $NaHCO_3$.

[1]

Another acid present in unripe fruit is citric acid,

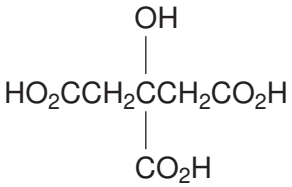

(c) Does citric acid show optical isomerism? Explain your answer.

.....

.....

..... [1]

A third polycarboxylic acid present in unripe fruit is a colourless crystalline solid, **W**, which has the following composition by mass: C, 35.8%; H, 4.5%; O, 59.7%.

For Examiner's Use

(d) (i) Show by calculation that the empirical formula of **W** is $C_4H_6O_5$.

(ii) The M_r of **W** is 134. Use this value to determine the molecular formula of **W**.

[3]

A sample of **W** of mass 1.97 g was dissolved in water and the resulting solution titrated with 1.00 mol dm^{-3} NaOH. 29.4 cm^3 were required for complete neutralisation.

(e) (i) Use these data to deduce the number of carboxylic acid groups present in one molecule of **W**.

(ii) Suggest the displayed formula of **W**.

[5]

[Total: 13]

© UCLES 2010

BLANK PAGE

Permission to reproduce items where third-party owned material protected by copyright is included has been sought and cleared where possible. Every reasonable effort has been made by the publisher (UCLES) to trace copyright holders, but if any items requiring clearance have unwittingly been included, the publisher will be pleased to make amends at the earliest possible opportunity.

University of Cambridge International Examinations is part of the Cambridge Assessment Group. Cambridge Assessment is the brand name of University of Cambridge Local Examinations Syndicate (UCLES), which is itself a department of the University of Cambridge.

© UCLES 2010